


# Getting Started with Sora

The student reading app



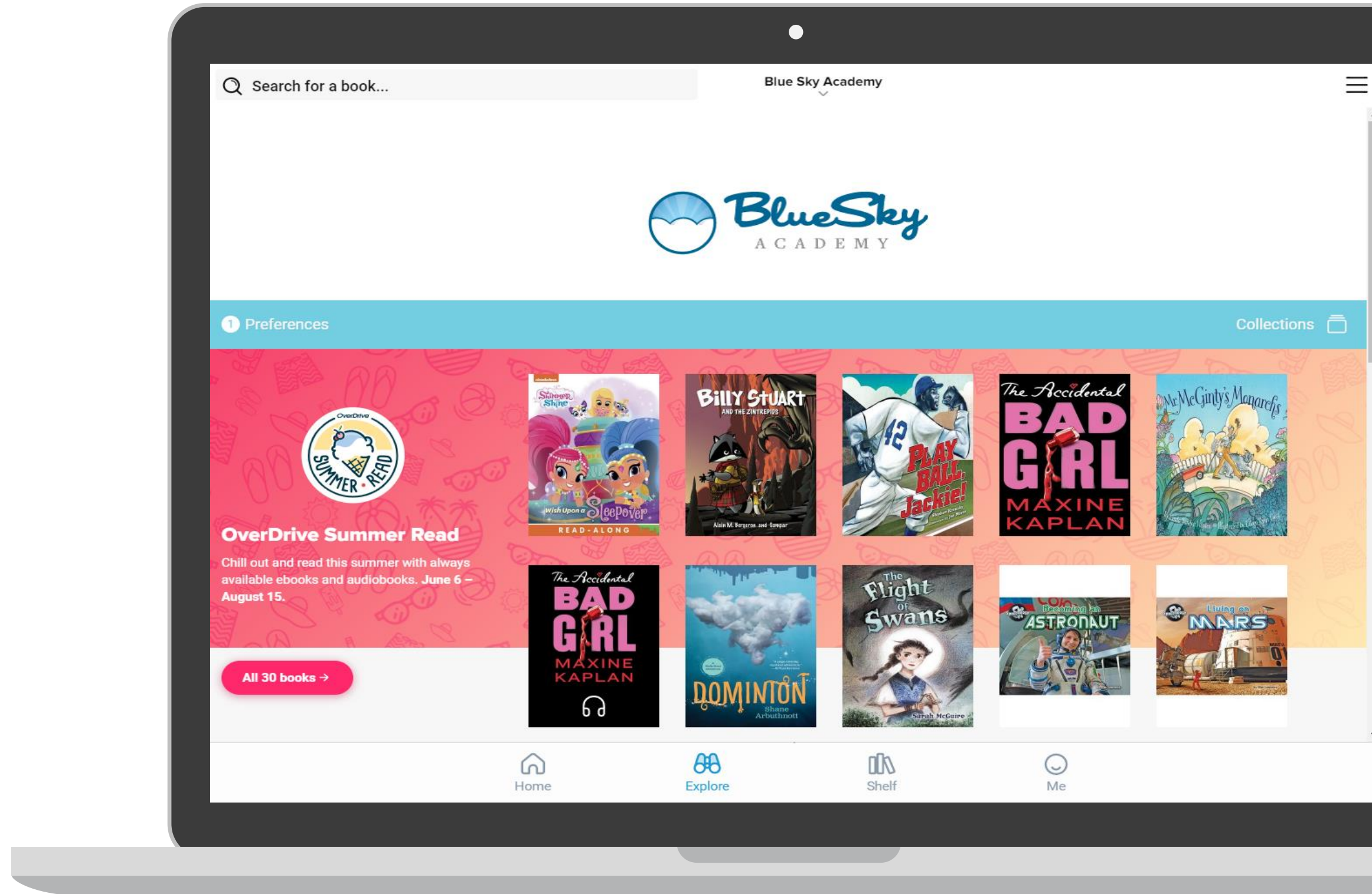
# Sora



## WHAT IS SORA?

*Sora is the best way for students to access your school's digital collection.*

[soraapp.com](https://soraapp.com)  
or download the app

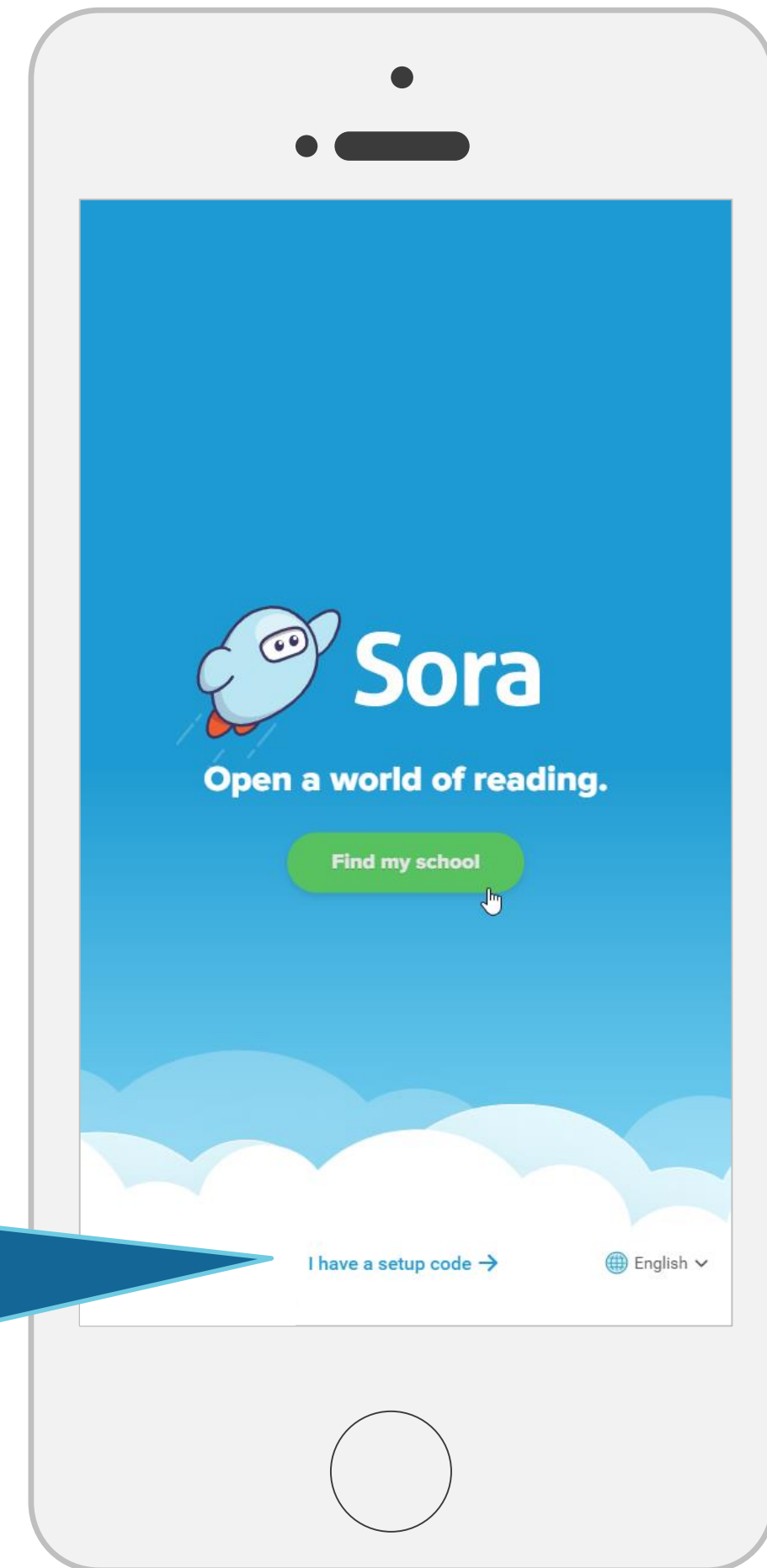


# Sora

How to get started with Sora:

1. Install the app or go to [soraapp.com](https://soraapp.com).
2. Search for your school or use your school's setup code.
3. Sign in with your student or staff login information.

**Don't know your school setup code? Ask your OverDrive Account Manager (staff) or teacher (students).**



# Resources

Print and distribute Sora [marketing materials](#).

- Featured kits
- Posters, bookmarks, flyers
- Social media graphics & videos
- Student lessons and activities
- And more!

Familiarize yourself with our help sites.

- Sora Help: [help.soraapp.com](http://help.soraapp.com)
- OverDrive Help: [help.overdrive.com](http://help.overdrive.com)
- Resource Center: [resources.overdrive.com](http://resources.overdrive.com)

The screenshot shows the 'OverDrive Resource Center' website. The header includes navigation links for 'Library', 'K-12 Schools', 'Higher Education', and 'Corporate', along with a search bar. The main heading is 'Marketing & Outreach: K-12 Schools'. Below this, there's a sub-heading 'Get the word out about your OverDrive collection with our free resources to print, distribute, or share digitally. We can work with you to customize materials for your school! [Contact us](#).' A horizontal menu highlights 'Trending' and includes 'Print-Ready', 'Social', and 'Outreach'. On the left, a green box titled 'What's trending?' explains that resources are updated monthly and lists icons for Bookmarks, Posters, Website/Social Media Graphics, Instructions/Guides, and Stickers/Tattoos. It also provides contact information for customization. The main content area features a 'Featured 4 items' carousel with three visible cards: 'Engage New Readers Kit' (with a 'Star-Crossed' book cover), 'Back to School Marketing Kit' (with a 'back to School' graphic), and 'Planning Your School Year Toolkit' (with a calendar graphic). Each card has 'Preview' and 'Download' buttons. Below the carousel is a 'Social Spotlight' section with a video player and a 'Copy' button.

THANK YOU

**OverDrive**<sup>®</sup>  
*Education*  
a Rakuten company