

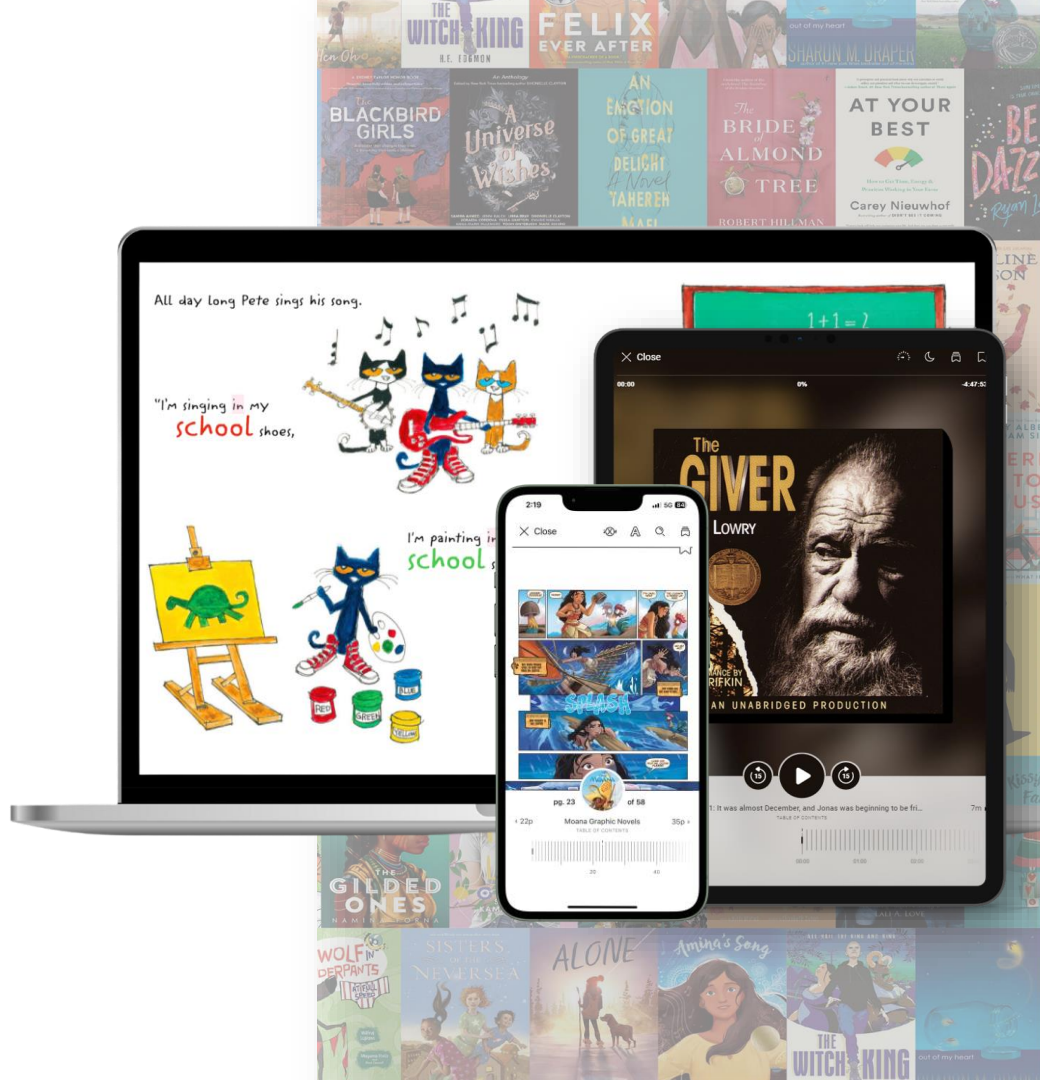
# Sora Essentials

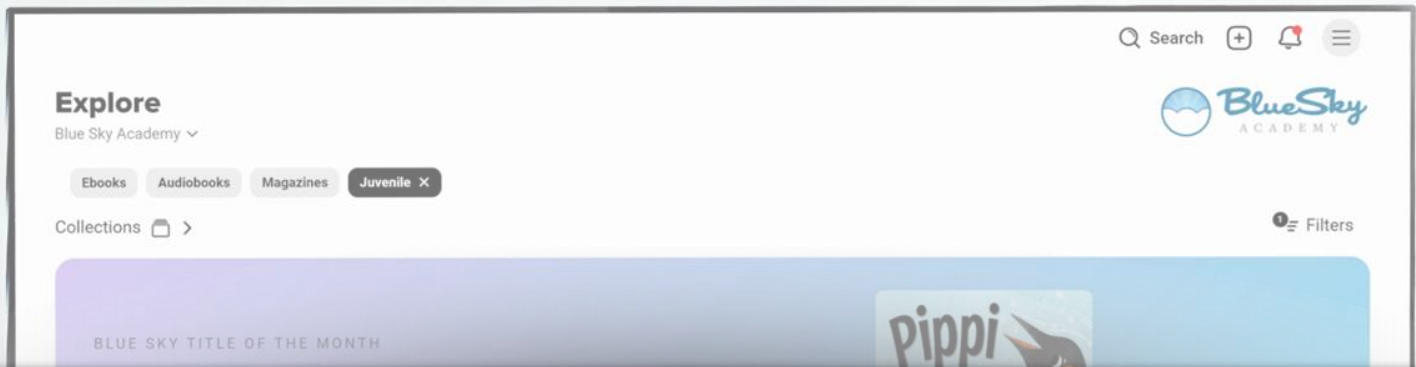
## *The Reader Experience*




# Agenda

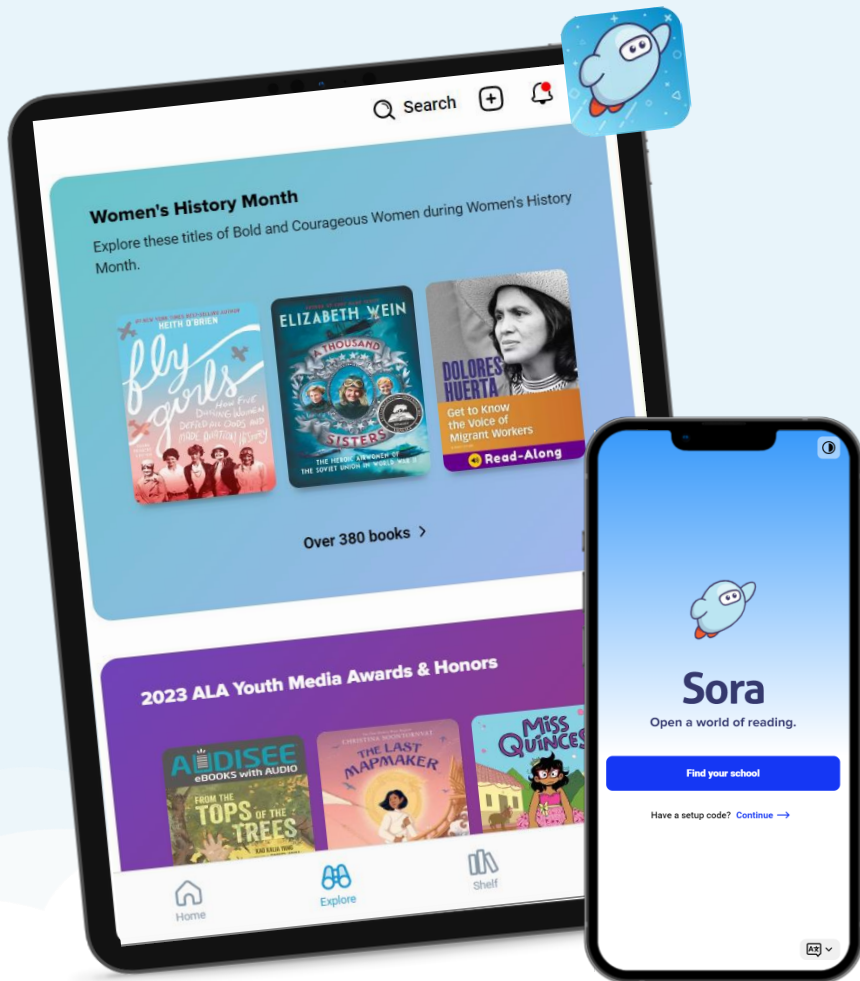
- 01 What is Sora?
- 02 Demonstration of Sora
- 03 Additional features
- 04 Next steps & resources





# What is Sora?





# Sora

The student reading app



Or access Sora in your web browser at [soraapp.com](https://soraapp.com)




TIME



# What's the difference?



**OverDrive®**



**Sora**  
The student reading app

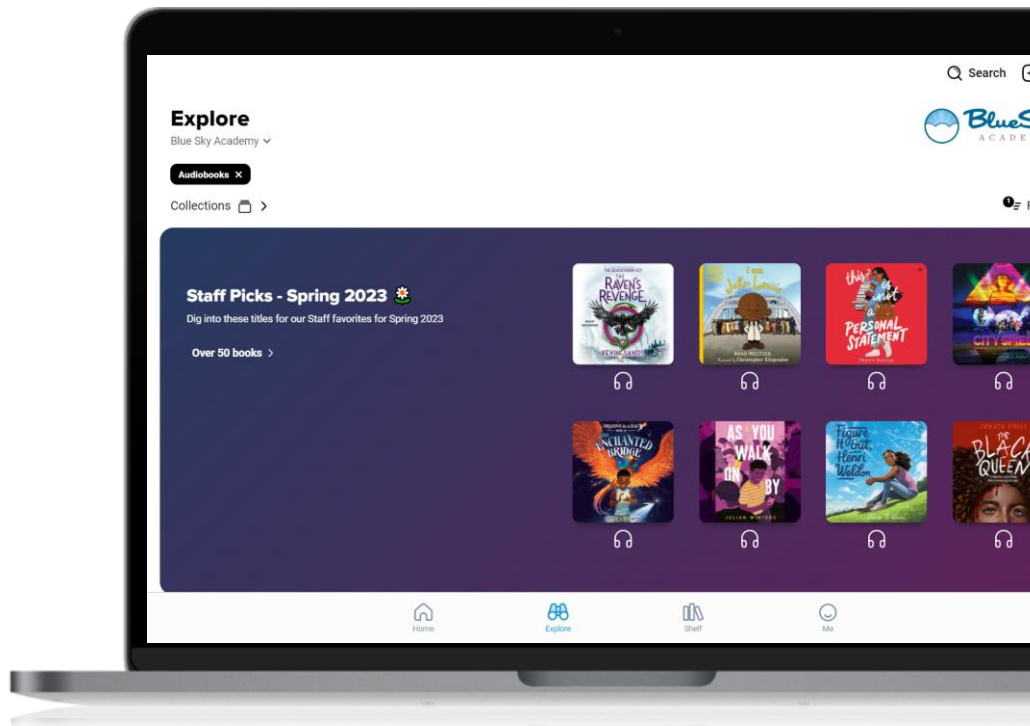


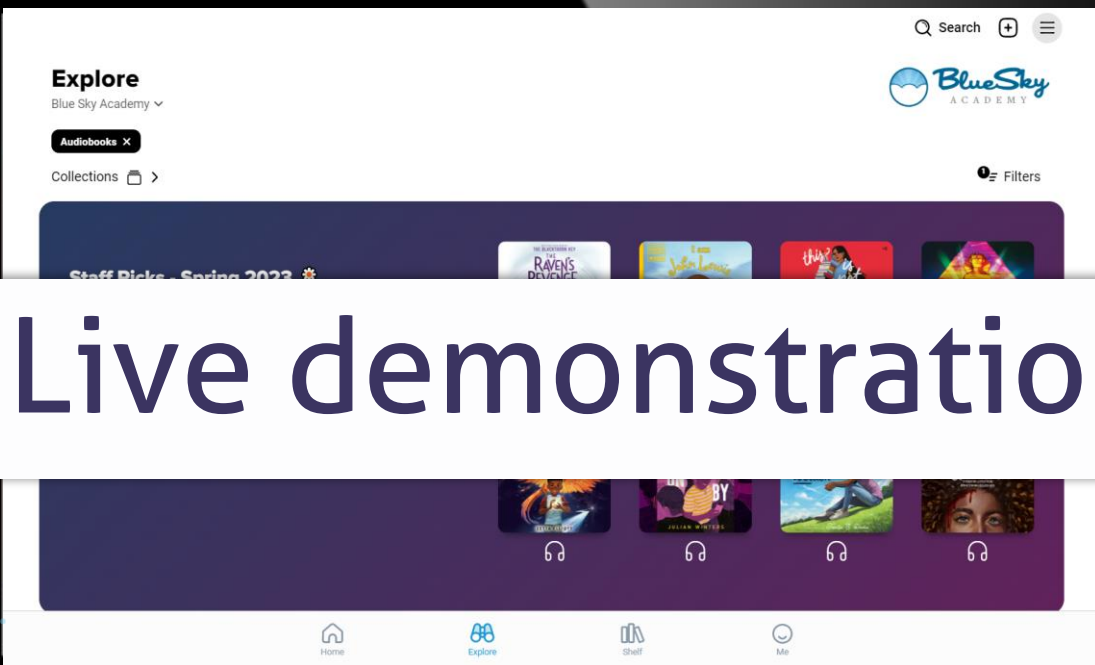
**OverDrive®**  
Marketplace™

# Signing in



1. Open Sora.
2. Find your digital collection.
3. Sign in with your Sora school credentials.





# Live demonstration



A photograph of a classroom where several children are seated at desks, focused on using tablets. The image is split horizontally by a white banner containing text. The top half shows the children's faces, and the bottom half shows their hands and the tablets. The child in the foreground on the right is a girl with dark hair wearing glasses and a blue shirt. The child next to her is a boy with short dark hair. Other children are visible in the background, slightly out of focus. On the far left edge, there is a vertical bar with blue, green, and orange segments.

But wait, there's more!

# But wait, there's more!



Export and share your notes & highlights.



Connect to your public library's digital collection.



Manage your loans.



Check your personal reading statistics.



Earn achievement badges as you use Sora.



A person is seen from the side, looking at a computer monitor. The monitor displays the OverDrive Resource Center website. The website has a purple and pink header with navigation links: 'Library', 'K-12 Schools', 'Academic Libraries', and 'Professional Libraries'. Below the header, there are three hexagonal images showing people in educational settings. The text 'OverDrive Resource Center' is visible at the top left of the website, and 'Resources for Educators' is visible below it. The background is a blurred office or library setting.

# Next steps & resources

# Recommended next steps



Sign into  
Sora



Browse your  
collection



Borrow  
a title



Interact using  
annotations



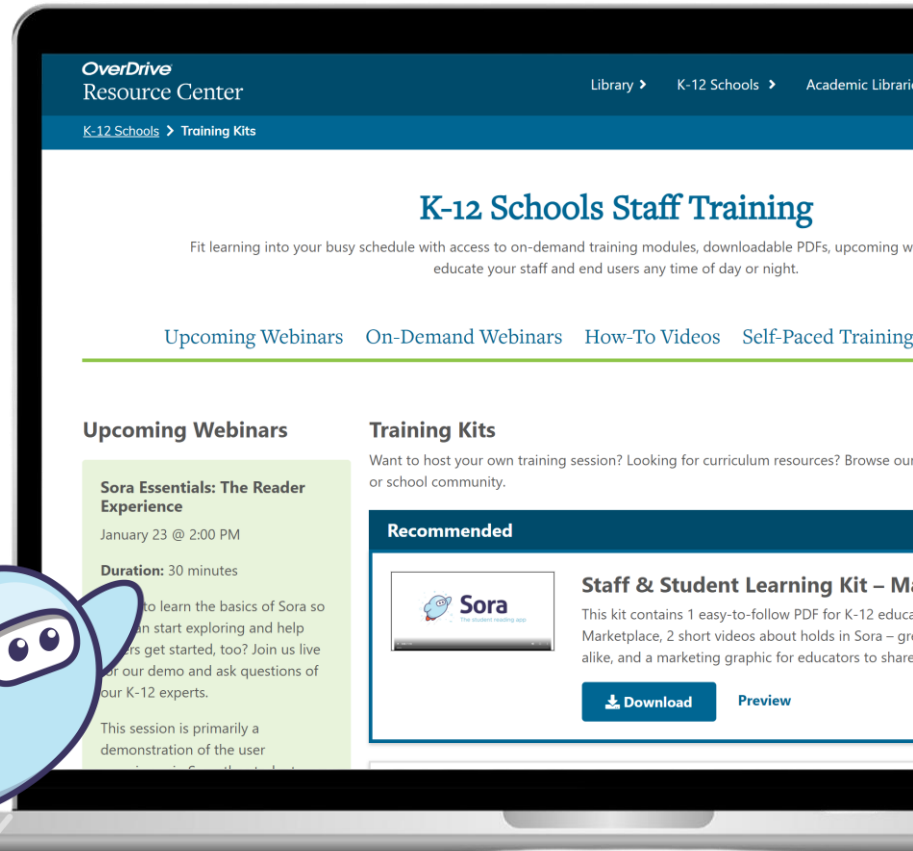

Add a  
public library

# OverDrive Resource Center



- Marketing and outreach materials,
- classroom activities,
- curriculum support,
- book recommendation lists,
- webinars & how-to videos,
- self-paced training,
- training kits, &
- so much more!

<https://resources.overdrive.com/k-12-schools/>





# Thank you!



Stay up-to-date with everything  
Sora by following us on social media:



***Questions?** – Contact your Account Manager, they are  
here to assist with your OverDrive service.*