

## SELF-PACED CURRICULUM - Getting Started with Marketplace (Standalone & Consortium Libraries)

Learn what's possible with OverDrive Marketplace and how to use it to customize your library's digital collection.

*Note: This curriculum has been prepared for library staff that do not purchase but who may create carts and manage other aspects of the digital collection. Access to different Marketplace tools may vary based on your user permissions. [Learn more.](#)*

### 1 Identify your setup

If you are in a **standalone** library, you have one digital collection for users in your service area.

If you belong to a **consortium**, your digital collection is shared by users across multiple libraries. You may also have an **Advantage** account, which allows you to purchase additional titles and copies for your community.



 [What does Advantage mean?](#) (Help article).

 [Advantage overview](#) (4 minutes).

### 2 Discover Marketplace

[OverDrive Marketplace](#) is the back-end shopping and administrative portal for library staff. This is where you will build and manage your library's digital collection.

OverDrive  
Marketplace™

 [Introduction to Marketplace](#) (5 minutes).

### 3 Sign into Marketplace

Check your inbox for an email from [donotreply@overdrive.com](mailto:donotreply@overdrive.com) containing your username and a link to activate your account. Visit [marketplace.overdrive.com](https://marketplace.overdrive.com) to sign in with your credentials.

 [Login and navigate](#) (3 minutes).



**Note:** Most users will sign in with a username that contains **".lib."**  
If your library has an Advantage account, your username will contain **".adv."**

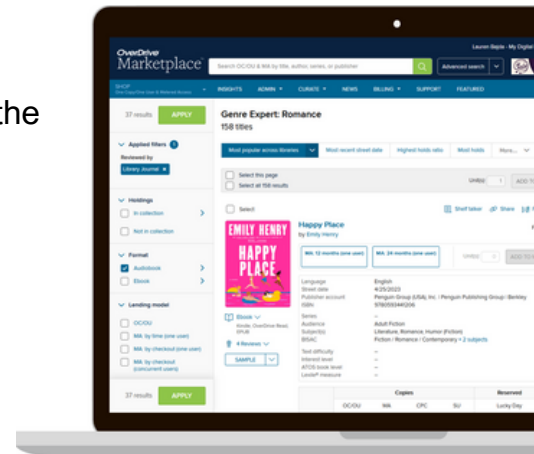
### 4 Build your digital collection

With Marketplace, you can search for titles and build carts to meet the needs of your library's community.

▶ [Search for titles in Marketplace](#) (5 minutes).

Once digital titles are purchased by your OverDrive administrator, your patrons can access them in your digital collection using Libby.

You can quickly review ownership statistics for titles in your collection at any time directly in Marketplace.



 [Understanding title ownership statistics in Marketplace](#) (Help article).

### 5 Next steps

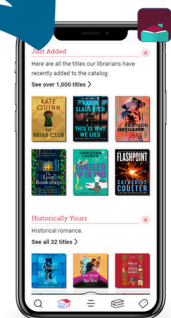
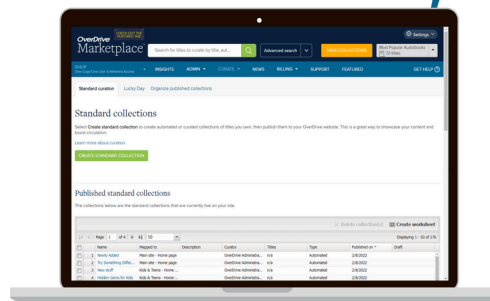
OverDrive Marketplace allows you to manage your digital collection all in one place. You can search, create carts, find reports, and pay in one portal. Take the next steps by exploring additional tools available in Marketplace.

*Looking to learn more about how your patrons are using your digital collection?*

▶ [Patron Interests dashboard in Marketplace](#) (5 minutes).

*Learn how to curate titles for patron discovery in Libby.*

 [Create and publish a curated collection](#) (eLearning module).



Stay up to date with product updates and news by accessing the [News tab](#) in Marketplace.

Need more help? Find additional information on [Marketplace Help](#) or by contacting your Account Manager. You can find their contact information on the [Support tab](#) in Marketplace.